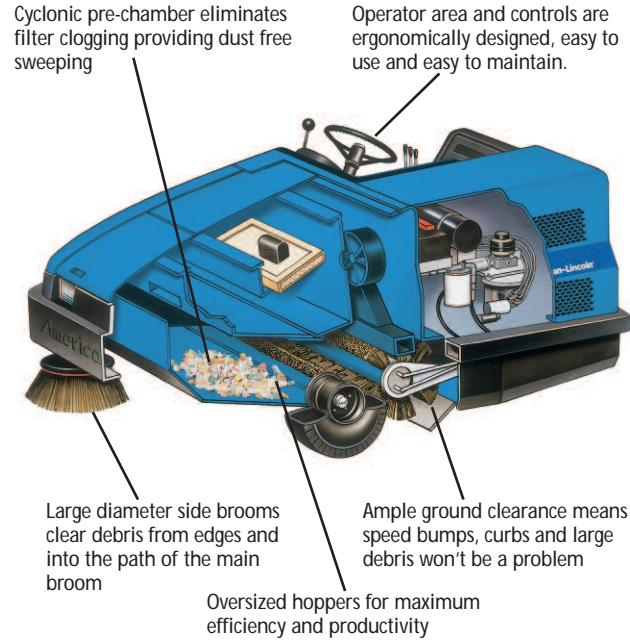
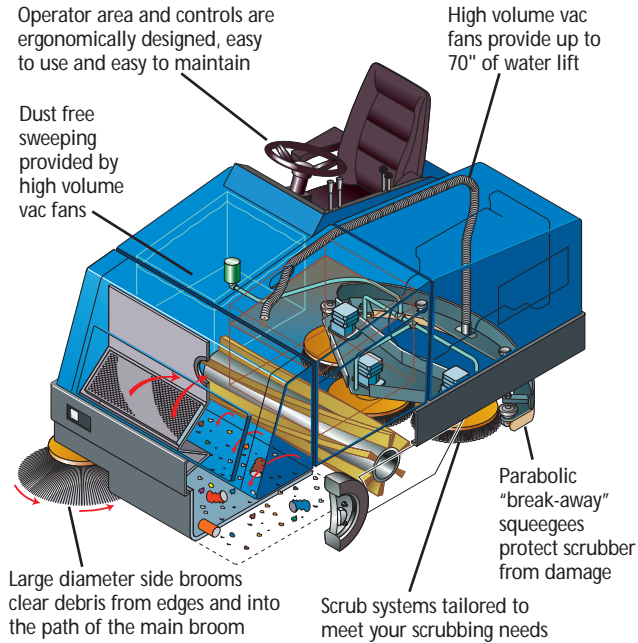


# The quality of American-Lincoln Sweepers and Scrubbers is easy to see...

American-Lincoln sweepers combine proven technology, unique features and innovative design to give you equipment that is effective, efficient and economical.



American-Lincoln scrubbers deliver quality in every detail. Time tested technology, innovative features and unique details combine to make your American-Lincoln scrubber efficient, effective and economical.



When choosing a sweeper or scrubber there are many factors that are key in selecting what is best for your specific needs:

- Cleanable area
- Type and condition of surface
- Type of debris/dirt to be cleaned
  - Frequency of cleaning
  - Type of power needed
- Current method of cleaning
- Current cleaning equipment
  - Budget

#### Performance enhancing options

- Assortment of brooms and brushes
  - Dual side brooms
- Littervac wand attachment
- Spray and vac. wand attachment
  - Cab / Overhead guard
  - Just to name a few

100 years of building quality, backed by the best warranty in the industry...


- Lifetime on solution/recovery tanks
- Lifetime on frame
- Lifetime on hopper
- 5 years liquid cooled engines
- 3 Years/3,000 hours all hydraulic pumps & motors
- 3 Years/3,000 hours electrical drive line components



**American-Lincoln®**

Building Quality  
**Sweepers**  
**Scrubbers**

*For Over 100 Years*  
*Made in America since 1903*



## 6150 Compact Sweeper



- 50" sweep path cleans up to 75,000 sq. ft. per hour
- 4 1/2" ground clearance provides large debris pickup and protects unit from undercarriage damage
- Patented filter shaker system provides longer dust-free operation
- Available in battery, gas, L.P. and diesel

## MPV-60 Mid-Size Sweeper



- 60" sweep path cleans up to 100,000 sq. ft. per hour
- The "Total Steel" version is designed for the toughest, most severe environments
- 5.5" ground clearance handles speed bumps and protects the undercarriage on uneven terrain
- Cyclonic dust control system pre-cleans air providing continuous dust-free sweeping
- Littervac option cleans hard to reach areas where cans, leaves and dirt collect

## 3366 Large Sweeper



- 66" sweep path cleans up to 125,000 sq. ft. per hour
- Heavy-duty all steel construction for total machine protection
- Oversize tires provide a comfortable ride even over the roughest terrain
- Holds 27 cu. ft. of 4x4s, 2 liter bottles, sand, gravel, paper and more
- Available in gas, L.P. and diesel
- XP version designed for severe environments

## Encore L25HD Mid-Size Scrubber



- 25" scrub path utilizing two 13" disc brushes
- Oversized high torque 1 hp brush drive motors designed specifically for heavy-duty rugged use
- Palm pressure controls to reduce operator fatigue
- Solution fill ports both front and rear makes solution filling easy
- Ergonomically designed control handles for easy maneuvering

## Encore<sup>2</sup> High Capacity Scrubbers



- Available in 28", 33" and 38" scrub paths
- Patented break-away squeegee prevents damage if accidentally hooked on a post or pallet
- Ergonomically designed controls reduce operator fatigue
- Sealed heavy-duty transaxle offers durable operation and reduced maintenance

## Encore L26HD / 33HD Cylindrical Scrubbers



- Available in 26" and 33" scrub paths
- Floating dual brush scrub deck allows recovery of debris while scrubbing
- Easy slide-out debris trough makes clean up quick and easy
- Large diameter dual cylindrical scrub brushes make quick work of grouted or rough concrete floors
- Cast aluminum brush deck equipped with roller bumpers for long life durability

## SR5730 Compact Scrubber



- Modulated brake system for increased operator safety
- Operating system with self diagnostics for easier maintenance
- Patented break-away squeegee protects your investment
- Brushes and solution off in neutral simplifies operation
- Available with disc or cylindrical scrubbing

## SC7730 Compact Battery Sweeper/Scrubber



- Available in 40" and 46" scrub paths
- Patented Accu-Track™ squeegee system leaves a clean, dry floor even in the tightest turns
- Dynamic, regenerative electric drive motor enhances reliability
- Standard roll-on/roll-off battery changing system offers increased productivity
- Dust-free sweeping removes debris prior to scrubbing

## SC7740 Compact Sweeper/Scrubber



- Available in 40" and 46" scrub paths
- On-demand "load-sensing" hydraulic pump reduces wear, minimizes maintenance and increases the overall life of the machine
- Dust-free sweeping removes debris prior to scrubbing
- All hydraulic operation makes the SC7740 the most reliable machine in its class

## SC7750 Mid-Size Sweeper/Scrubber



- Available in 46" and 53" scrub paths
- 5 mph front bumper protects your investment and environment
- Patented Accu-Track™ squeegee system provides clean dry floors
- Large 10 cu. ft. hopper disposes the debris hydraulically into variable height trash receptacles
- Available in gas, LP, diesel and battery power

## 7760 High Capacity Sweeper/Scrubber



- 54" scrub path scrubs up to 70,000 sq. ft. per hour
- Exclusive tilt-out recovery tank makes clean-up fast and easy
- 600 lbs. of downward scrub brush pressure cleans even the most deeply embedded grime
- Patented Accu-Track™ squeegee system provides a dry floor even on the tightest turns
- Stainless steel solution and recovery tanks are functional in any environment

## SR9772 Large Tractor Scrubber



- 72" scrub path scrubs up to 3 acres per hour
- New Holland TN-60 Tractor provides a proven long-life platform
- Up to 600 lbs. of downward scrub brush pressure leaves surfaces sparkling clean
- Hydraulic brush and vacuum fan for trouble-free operation

